



**Tech Prep Articulation Agreement  
Between  
University of Alaska Southeast (UAS)  
and  
Wrangell Public School District (WPSD)**

**Construction Technology  
School Year 2015-2016**

**Purpose:**

In addition to the general Tech Prep Agreement, the purpose of this articulation agreement is to outline the mutual understanding as we have agreed to the following process and criteria with respect to the program of Construction Technology.

**Course:**


The school district program will follow a curriculum coordinated with the administration and faculty of UAS pertaining to the following course:


**CT S100 – Woodworking I** - Introduction to woodworking and woodworking machines; project construction and general finishing procedures. **3 Credits (2 + 2) No prerequisite.**


Although teaching methods may differ, this course will be subject to the instructional objectives and outcomes of the attached UAS syllabus.


**Administration:**

1. Students must have an overall 2.0 GPA to register for university credit.
2. It is recommended that course work be completed at a level of 3.0 GPA.
3. Students must successfully complete UAS – Woodworking I with a minimum course 2.0 GPA prior to registering for university credit in UAS – CT S155 - Woodworking II.
4. A safety contract, completed and signed by the student and parent will remain on file with the district for students enrolled in UAS – CT S100 -Woodworking I.
5. A written safety test must be passed with 100% accuracy and a demonstration of safe use must be observed by the instructor prior to power tools being operated by the student.
6. UAS program chairs shall review and approve all course syllabi and related curriculum documents to ensure they replicate the UAS course. This includes standardized course syllabi, course objectives, textbooks, tools, equipment, and methods for evaluation.
7. To receive concurrent credit, the student will register for the Tech Prep course at the beginning of the term in which the competencies will be completed. Registration for yearlong courses will take place during the fall semester.
8. The UAS grade posted will be the UAS grade earned for the course and submitted by the district instructor.
9. Student grades will be submitted by 5:00 p.m. of the final day of the district semester at [uaonline.alaska.edu](http://uaonline.alaska.edu).
10. Any change in instructor requires suspension of this addendum.

 7-7-15  
 Robin Gilcrist, Program Head Date  
 Construction Technology  
 University of Alaska Southeast

 May 12, 2015  
 Drew Larrabee, Instructor Date  
 Construction Technology  
 Wrangell High School

 7-8-15  
 Pete Traxler, Dean Date  
 School of Career Education  
 University of Alaska Southeast

 5/12/2015  
 Patrick Mayer Date  
 Superintendent  
 Wrangell Public School District

Syllabus  
Construction Technology  
CT 100  
Introduction to Wood Working

**Instructor :** Pete Traxler  
Office: 796-6139  
Email: pbtraxler@uas.alaska.edu  
Office: Technical Education Center, Room 221  
Office hours: Mondays 1-3 pm  
Other times: by appointment

**Class room:** Technical Education Center, Room 125

**Dates of Class:** 1/14-4/29, 2014  
Tuesdays: 6-10:30PM

**Course Description:** Designed to give you rudimentary skills and knowledge of working with wood. This is a prerequisite for other courses in Woodworking, Construction Technology and Marine Technology

**Required Text:** The Complete Manual of Woodworking, Jackson

**Course Objectives,:**

- Familiarize students with the safe and efficient methods for using commonly available hand and power tools used to shape wood.
- Enable students to identify the significant properties of woods and select wood appropriate to a particular application.
- To gain Knowledge and experience to select appropriate joints, adhesives and fasteners
- Develop proficiency with layout, measuring and marking tools
- Enlighten you on the level of precision appropriate to and achievable on the various hand and machine tools.

**Lectures :** Will be given during the first hour of class. The reading assignments should be accomplished PRIOR TO THE LECTURE.

**Student Responsibilities:** Students are expected to participate in classroom discussions and in assigned Individual or group learning activities and show competence in subject matters covered.

**Lab Activities**

- The Lab sessions offer you the opportunity to gain experience on the available tools and machines. This course has one required project designed to give experience and confidence on some of the basic wood working tools and will demonstrate techniques learned in class
- The wood for the required project is not provided.
- Items such as glue, screws and sandpaper will be provided. You are expected to furnish materials for projects. A limited supply of materials is available for tools set up and test pieces.
- Only clean, dry, wood free of nails, staples, screws, rocks, and other ruinous materials will be allowed for use.
- You are required to perform basic operations on all of the tools and machines presented in class. If your projects do not incorporate the use of all machines, a demonstration of proficiency on each machine will be required.

**Individual Projects:** One Project will be required in class. It will demonstrate your ability to perform accurate measuring, accurate cutting, joinery, sanding, prep and finish techniques, hardware use, and ability perform safety on all necessary hand tools and machines. .

**Plans:** Projects are to be constructed to plans specifications. Plans for projects will include drawings necessary to construct the project, procedures to be followed and a bill of materials can develop a cost structure.

**Bring your own:** Pencils, tape measurer, safety glasses, textbook and 3 ring binders.

Course competencies will be judged (using either Academic testing (AT) results or lab skills (LS) or both for the following

### Competencies and Schedule:

Week	Topics	Pages
1	Orientation	9-31
2	Design and Layout	40-74
3	Hand tools	75-122
4	Sharpening	102-107
5	Power tools	123-154
6	Joinery	215-248
7	Machine/bench tools	155-204
8	Adhesives/ fasteners	302-307
9	Abrasives	146-150
10	Finishes	283-294
11	Lathe/turning	192-203
12	Router and table	140-146
13	Cabinet Construction	handout
14	Final	

### **Student responsibilities:**

Students are responsible for their own safety.  
It is mandatory to ask for instructor assistance if safe tool or machine operational procedures are not fully understood.

Safety glasses must be worn during any machine operation and at all other times eye injury is a possibility. They may be purchased at the University Bookstore or off campus. If you wear eyeglasses, you are required to wear safety glasses that are made to cover the top of them.

Students are responsible for damages to tools or equipment resulting from careless action or failure to follow proper shop practices or procedures.

A clean and orderly lab is vital for safe and successful shop operations. Students are responsible for returning tools and materials to their proper places and for cleaning up in all areas that have been worked in.

Normal clean-up time begins 15 minutes before end of class

Students are expected to participate in classroom discussion and in assigned individual or group learning activities

Students are expected to demonstrate competence in correct tool and machine operation, and in shop practices and procedures.

Students are expected to pass safety exams with a 100% grade.

Students are expected to complete a final exam.

### **Grading:**

This course is offered through the School of Career Education and will be graded on the standard academic scale based on the following:

Maximum 5 points per Lab – 100 possible points academic (AT):

Exams: Maximum of 10 pts per exam- 80 possible points

Weekly take home exams will be given out each Tuesday. Exams are due at the beginning of the following Tuesday class. Late exams are deducted 50%.

Final exam: maximum 30 points

Lab check list                      40 pts

### **Accumulative grade:**

225-250 Points A

199-224 Points B

173-198 Points C

147-172 Points D

There will be an instructor evaluation during the last two weeks of class.

### **Drop/ Withdraw**

The last day to drop this course for 100% refund of tuition and fees is prior to the third class meeting.

### **Students with Disabilities**

UAS is committed to providing accommodations for students who have disabilities in order to equalize their ability to achieve success in academic classes and to ensure physical access to student activities or university-sponsored events. The Disability Support Services (DSS) provides academic accommodation for students in both classroom and testing situations and coordinates registration for students with disabilities. If you experience a disability and would like information about support services, contact Disability Support Services, located in Maurant Building, First Floor at 796-6000 or by e-mail at [margie.thomson@uas.alaska.edu](mailto:margie.thomson@uas.alaska.edu). A staff member from Disability Resource Center will specify in a letter the accommodations that will be required for this class.